

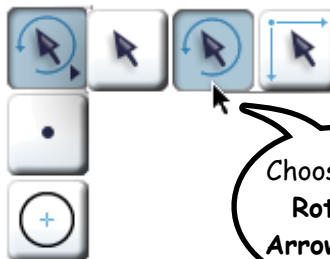
Rotating and Dilating with the Arrow Tool

The Rotate Arrow Tool

Double-click a point to mark it as the center of rotation.



A quick animation shows up.



Choose the **Rotate Arrow** tool.

Select an object or picture to rotate...



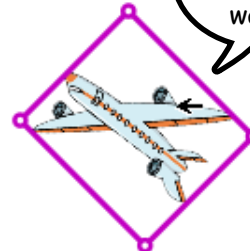
and drag...



to turn it...



by any angle you want.



The Dilate Arrow Tool

Drag the objects.



Choose the **Dilate Arrow** tool...

and select the objects.



If you haven't marked a center, Sketchpad marks one for you.

To shrink objects...

drag them closer to the center point.

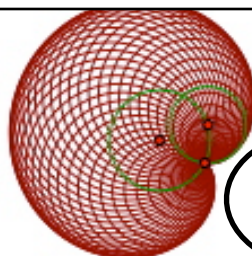


To stretch objects...



drag them away from the center point.

You can zoom in and out of a sketch with the **Dilate Arrow**.



Choose **Edit | Select All...**

and drag the figure.

A center point is marked for you.

